

Golf is supposed to be fun!

30 days from now, it will be...

"Golf is a game that is played on a five-inch course - the distance between your ears." -Bobby Jones

A couple years ago, PGA golfer Henrik Stenson fell to 230th in the world rankings. Just two years later, Stenson rose to 3rd place and won the Fed Ex Cup and the Race to Dubai.



When asked about it, Stenson said something all us golfers could stand to remember:

"Life is ups and downs—stock market, golf, everything kind of goes in cycles. There's no magic potion. It's just hard work on the right things that eventually pays off."

**So, how's your golf swing these days?
Are you topping the ball like it's your gasoline tank?
Have you renamed your driver "the shanker"?**

Golf is hard. We all know it. But it's not really the difficulty of the game that gets under our skin. Shooting basketballs from half-court is difficult too, but we don't mind so much if we miss 49 in a row once we swish number 50.

With golf, it's the opposite. You might hit several decent drives in a row. But then one slice into the rough, a plop in the water or an even bigger divot where your ball still sits, and our clubs become the focal point for all the rage in the universe.

Meanwhile, your friends can't help but laugh as you spew out more foul language than the sum total of f-bombs in *The Departed*.

Get Off the Golf Psychologist's Couch

Dr. Michael Bader, a mental health specialist, wrote about the psychology of golf back in a 2009 article for Psychology Today. Bader describes the "choreography of failure" with a familiarity we know well. Either we've danced this dance, or we've watched our friends dance it:

"Faces contorted in rage, shoulders sagging in dejection, clubs furiously shoved back into the bag, stomping, thin and tight smiles desperately covering imploding self-esteem, heads hung low."

Does this remind you of last weekend? Or the last time you swore you'd never swing another golf club unless it's a miniature golf course?

Golf, like any game, is supposed to be fun. It's supposed to be relaxing. You walk outside on the grass in the sun. Hang out with your friends or co-workers. Whack a little white ball a couple hundred yards.

It's time to restore the fun to the game you want to love. Sure, you'll probably never be on the PGA tour, but wouldn't it be great to crack 80 without a handicap at least once in your life? Wouldn't you love to lower your handicap to the single-digits?

The problem is, there's never been a fast and inexpensive way to do this. You normally have two options for how to improve your game, and both take a lot of time and money:

- 1) Get coached
- 2) Spend a long time at the driving range

Sure, there are some golf training manuals and videos out there too, but they don't really offer what you need. First of all, how can you learn to golf by reading about it? Even nice pictures and diagrams with the best of intentions just don't translate to real motion.

As for videos, so many have just one or two examples of how to do something, and then move on to something else. It's kind of like learning to dance. Have you ever been to one of those speed-lesson dance seminars? They teach you one move, let you practice it once, and then teach you more moves.

Unless you're naturally gifted in dance, by the end of the hour you still have two left feet, but just feel a lot more confident about it.

Golf videos, and a lot of golf coaching lessons, are the same way. They don't give you the most important element in learning to swing a golf club – **time**.

It takes time to practice.

Dr. Bader addresses this essential component:

"Don't view a recommendation as "the answer" or as something to add to the list of "shoulds." Instead, go to the range and try out the "tip," or "fix," or "fix," but do so with compassion and curiosity, letting yourself feel the differences between swinging in the new way and in the old way. Go back and forth between the old and the new. Feel the difference; don't just hit a few good shots using the instruction and then move on."

Bader's approach to learning reflects the new training video we've put together. It's called **Improve Your Golf Swing In 30 Days Or Less!** and we believe in our approach so strongly that we guarantee your swing will measurably improve within 90 days.

Our method works because it gives you time to explore not just your mechanics, but your own unique bodily motions.

Golf guru Fred Shoemaker says the difference between an amateur and a pro lies in "the extraordinary awareness of the professional, an awareness of **body**, club, and target."

In other words, while there is a best way to grip and swing a club, there are many ways to do it the best way. Your body type affects how you personally will swing the club. So the techniques you learn do work, but you have to figure out how to make them work for your body.

The simplest example is height. A short person's swing will have subtle differences from a tall person's swing. Even if both are doing it the "best" way.

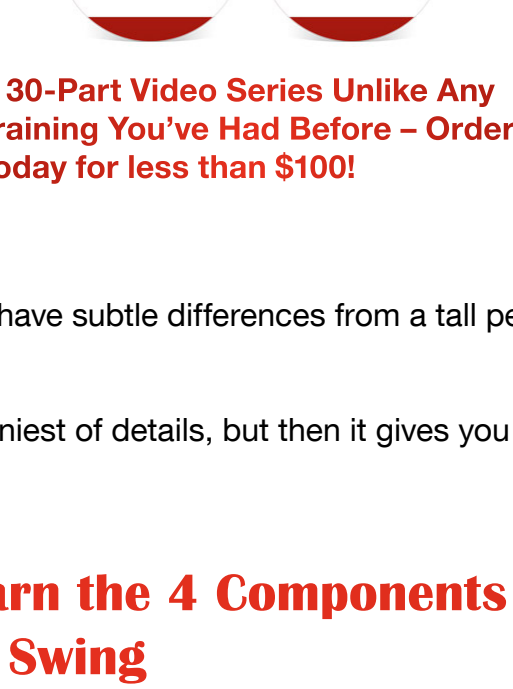
Our video teaches you the proven mechanics down to the tiniest of details, but then it gives you time to apply them to your body.

Stop Shanking and Get a Grip – Learn the 4 Components to a Consistent Golf Swing

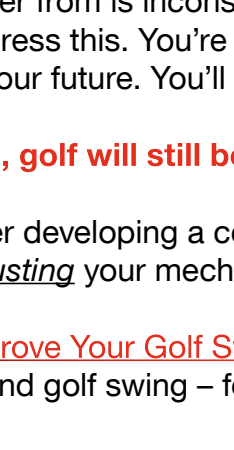
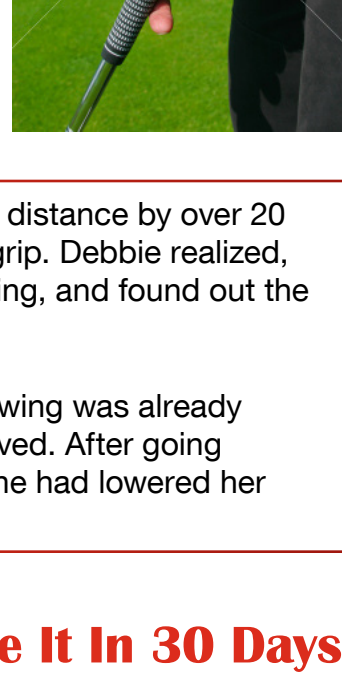
The four components of a swing are the stance, the wrist cock, the shoulder turn, and the follow through.

Most videos will spend a few minutes on each piece. But if you want to **Improve Your Golf Swing In 30 Days Or Less**, you'll spend four of those days just learning the wrist cock. You'll spend six days on the shoulder turn. The first two days? You won't even swing the club. You'll be busy finding your grip.

Did you know there are three types of grips? Even the pros sometimes switch between them depending on the shot and distance. You can't learn the nuances of how these grips *feel* if you spend 5 minutes watching a golf instructor do it and then try each one yourself once. You need time.



A 30-Part Video Series Unlike Any Training You've Had Before – Order Today for less than \$100!



*Debbie Harrison
Handicap by 24*

Debbie Harrison improved her average driving distance by over 20 yards after watching only the two lessons on grip. Debbie realized, "I had spent so much time learning how to swing, and found out the problem was my grip."

Once she corrected her grip mechanics, her swing was already pretty good, and her game immediately improved. After going through the rest of the course, 90 days later she had lowered her handicap from 30 to 6.

Diagnose Your Diseased Golf Swing – And Cure It In 30 Days

Now, your golfing diagnosis might not be as simple as Debbie's. But the main problem most of us suffer from is inconsistency. **Improve Your Golf Swing In 30 Days Or Less!** is specifically designed to address this. You're not going to become an instant golf pro. We're not promising any green jackets in your future. You'll still have to practice.

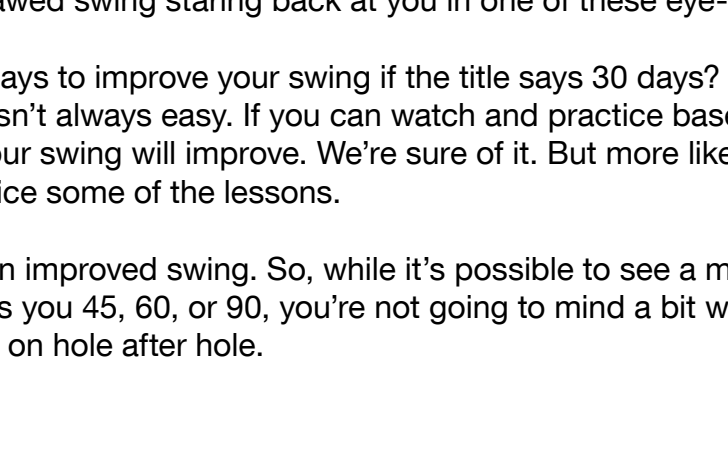
Yes, golf will still be hard. But it will be fun again!

After developing a consistent swing, you'll be driving farther and straighter, and you'll be able to start adjusting your mechanics, rather than constantly reworking them.

Improve Your Golf Swing In 30 Days Or Less! is about establishing the foundation of a mechanically sound golf swing – for your body type – and then building on that to improve your overall game.

Bonus Lesson – Your Body, Your Swing

In fact, there is a bonus lesson – not part of the 30 – that explores how grip, swing, and motion will change based on different body types. Small hands, different heights and shapes – all these affect your mechanics, as well as your club selection. Yeah, those new clubs they keep trying to sell you? If your salesman is a foot taller than you and doesn't mention this, run.



This lesson alone is worth the price of the series if you don't possess the typical "golfer's body."

Stop Buying New Clubs and Learn How to Swing!

(Pssst – You Can Do It In 30 Days)

Each video lesson is from 15-30 minutes long, and includes drills you can use to practice the techniques you're learning. Again, this allows you to start to feel how these techniques work for yourself. It helps you find your stroke.

The videos are also designed for maximum usefulness. **Each video features:**

- Multiple angles of each technique. Where do my joints go? Where's his elbow after his wrist-cock? Every important detail is visible and clearly in view.
- A speed-adjustment feature that allows you to watch the same clip at four different speeds with the touch of a button.
- The most innovative feature of all – several lessons show the instructor deliberately doing something the wrong way, so you can see the difference between that and the right way. They've watched enough golfers to know the most common flaws. You may just discover the source of your flawed swing staring back at you in one of these eye-opening segments.

So, why do we give 90 days to improve your swing if the title says 30 days? Because we know that finding time to practice isn't always easy. If you can watch and practice based on each video, for 30 straight days, then your swing will improve. We're sure of it. But more likely, it will take you a few days to watch and practice some of the lessons.

Remember, the goal is an improved swing. So, while it's possible to see a marked improvement in 30 days or less, if it takes you 45, 60, or 90, you're not going to mind a bit when you watch that ball driving down the fairway on hole after hole.

This Time Will Be Different

The other great thing about **Improve Your Golf Swing In 30 Days Or Less!** is that you can re-watch the videos. Sounds simple, but what if you don't play for six months? Before heading back onto the links in the spring, watch a few lessons about the parts of your swing you tend to struggle with the most.

See, the best practice doesn't have to happen on the golf course. It can happen in your garage. While you're cooking dinner. While you're on hold with your bank for 20 minutes. You can view the videos on your mobile device anywhere. All you need is a club, and you can practice your mechanics on Mt. Everest. The ball is incidental.

Most amateurs spend gobs of money on new clubs every few years because they like to blame everything and everyone but themselves for their inconsistent swings and putts. Other people spend even more money on coaches and in-person lessons.

And don't get us wrong – a good coach will do more for your game than anything. But wouldn't it be better to save your "coaching budget" until after you've mastered the fundamentals of driving?

Let your coach help you make adjustments for uneven ground. Show you how to get out a bunker. Advise you on what to do with a terrible lie in the rough. Use your coach to understand what all the different clubs are for, and how to use them correctly.

But why waste hundreds or even thousands of dollars on a coach to learn how to grip the club and perform a basic swing?

You can have all the training you'll ever need on the fundamentals of a golf swing for less than \$100. Improve Your Golf Swing In 30 Days Or Less! can be **yours for just \$97**. If your order today, we'll ship you a **free bag of golf tees!**

And remember, if your golf swing doesn't improve within 90 days from the date of purchase, we'll refund your money and cancel your account. What's to lose?

Find Your Natural Golf Swing In 30 Days

You can keep dancing the choreography of failure, and hope your luck changes in several years. You can spend thousands of dollars playing course after course getting frustrated at your slow improvement.

Or, for the price of spending a few days at a driving range, you can have the **best training video series** ever produced that teaches you how to swing a golf club consistently and with sound mechanics.

If you're ready to impress your friends the next time you hit the fairways, get access to the 30-day lesson series right now. \$97 buys you both the video and audio-only options.

**Improve Your Golf Swing!
ORDER NOW**

"Don't Hit the Ball – Hit the Target"

30 Days From Now You'll Know What This Means

What's the best thing a coach does for you? After they've taught you everything they know, it again falls on you to practice. And it's at that time the coach earns his or her money. You want your coach to watch your swing, notice what you're doing right and wrong, and show you how to adjust.

What would happen if you and your friend, or your spouse, or even a group of co-workers, all watched the same videos? You'd all know the same language of golf swing mechanics. You will have practiced the same drills. That means, at least to a point, you could be each other's coaches.

When you're on the driving range, you could watch your wife's swing, and tell her what you see. And then she could watch your swing, and suggest adjustments for you. It often takes a second pair of eyes to see what we're doing wrong. The tiniest flaws in a golf swing can cause disastrous slices and bad chips shots, not to mention the dreaded topping of the ball.

The Team Discount -- \$20 Rebate

That's why we offer a special "team discount" for the video series. If you can get a friend to buy the video series within 15 days of when you buy it, **we'll send you a \$20 rebate!** Just like that, you'll have paid just \$77 for the best 30-day golf training video ever produced.

If you've got a friend you think would love Improve Your Golf Swing In 30 Days Or Less!, just put their name in the appropriate space in your order form and then call them up and tell them to buy it.

Or, if you've already ordered, you can visit your **30-Day Club member page** and add your friend's name to your account. Once they buy the video, you'll get your rebate. But remember, they have to **buy the video** within 15 days of when you did.

Now, what if you don't know anyone who can coach you the way you want? Here's where the 30-Day Club becomes your new friend. Just film yourself swinging or putting your club, upload the footage to our forum, and the other members will tell you what you're doing wrong. Nicely, of course.

Purchase Improve Your Golf Swing In 30 Days Or Less! today, and gain access to the 30-Day Club Forum.

Still Hate Golf? Yet You Keep Playing It...

Maybe you're sitting there thinking, "Sure, I can improve my driving, but putting is usually when I throw my clubs in the water."

You know what? You're right. Too many golfers never practice putting, when in reality, the best way to lower your handicap is to improve your putting game. Putting is a whole different animal from driving. It's a completely different set of skills.

Reading greens, finding the apex, looking for the breaking point, deciding how hard to swing and how far to backstroke – this is like learning to cut hair after taking a sewing class. Sure, both use scissors, but the similarities end there.

That's why we've created a supplementary series of 10 videos on putting. Like the last series, this one takes you step-by-step through the mechanics and skills of putting. It provides effective practice drills.

You'll learn to break down the putting process into manageable steps. Given time, this will make a huge dent on your score, and you'll have the tools you need to keep improving.

Normally, we sell the **10-video putting series for \$49**. If you just want to improve your putting, there isn't a better video series out there. This one also features the same elements as Improve Your Golf Swing In 30 Days Or Less!. It has the multiple angles, the variable speeds, and examples of the "wrong" ways to do it, as well as the best ways.

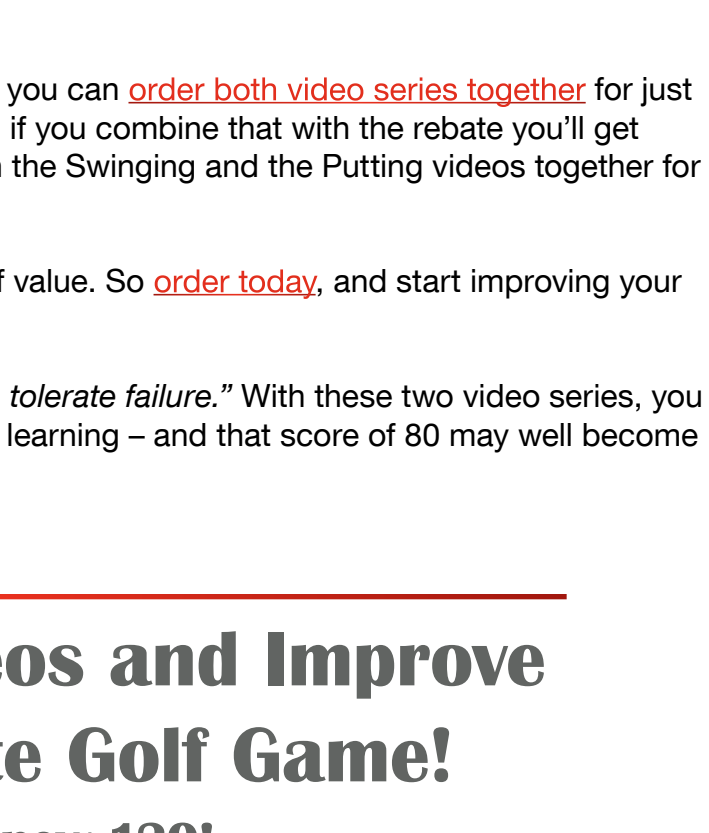
If you'd like to improve your swings and your putts, you can **order both video series together** for just \$127. That's \$19 less than the combined price. And if you combine that with the rebate you'll get when your friend buys the 30-Day Club, you'll own the Swinging and the Putting videos together for just \$107, after you receive the \$20 rebate.

No coach or lesson can even approach that kind of value. So **order today**, and start improving your golf game faster than you ever thought possible.

Dr. Bader says, "*Learning depends on the ability to tolerate failure.*" With these two video series, you can fail at a much faster rate – which means you're learning – and that score of 80 may well become a real and regular part of your life.

Order Both Videos and Improve Your Complete Golf Game!

80 is the new 120!



Missed putts can ruin a great drive.